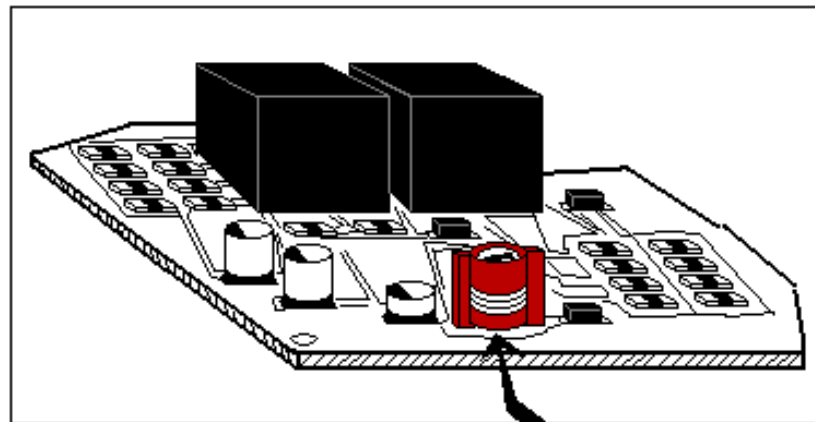
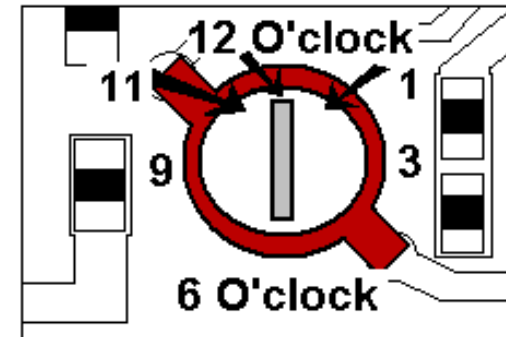
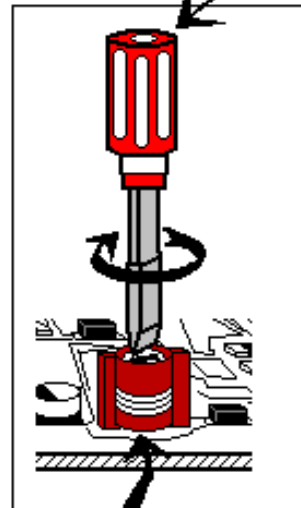


Adjusting the Tuning Coil for better Range...

Use a Nylon or Plastic Screw driver or TV tuning tool when making this adjustment.



R.F. TUNING COIL
on-board.



If this is 12 O'clock, rotate the Tuning coil from 12 to 1 O'clock and try the range, if no improvement try 11 O'clock, then 2, then 10 and so on until the range improves.