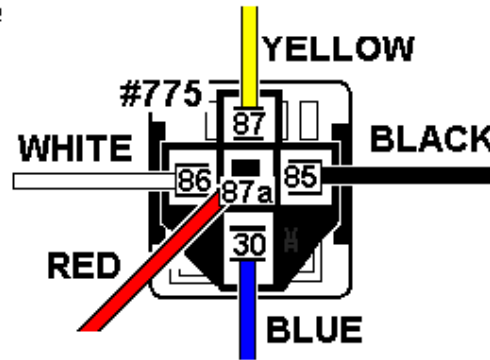
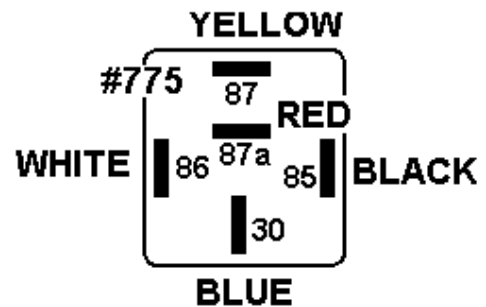


# Understanding the #775 relay and its operation:

**NOTE\*\*\*** the **WHITE(86)** and the **BLACK(85)** are interchangeable, as long as one has 12 volts (+) and the other is to **GROUND (-)** the relay will operate.

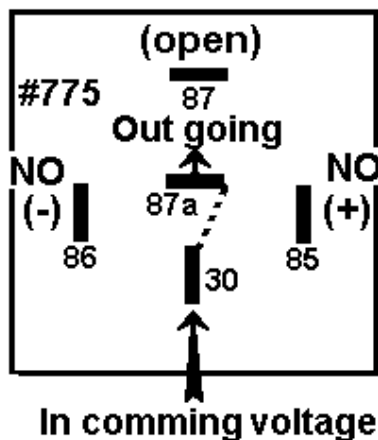


**PIN and COLOR layout of #775**



**A #775 Relay with NO (-)GROUND on pin 86 and NO (+)12V on pin 85, pins 87a and 30 are CONNECTED, pin 87 is OPEN...**

This means that if Pin 30 is connected to 12 volts (+) (In coming) then Pin 87a will have 12 volts (+) (Out going) coming out of it and Pin 87 will be OPEN (nothing coming out)



**A #775 Relay WITH (-)GROUND on pin 86 and WITH (+)12V on pin 85, Pins 30 and 87 are CONNECTED and pin 87a is OPEN..**

This means that if Pin 30 is connected to 12 volts (+) (In coming) then Pin 87a is OPEN (nothing coming out) and Pin 87 will have 12 volts (Out going) coming out of it.....

